

Why exactly do multiples need to be removed in direct seismic processing methods? And what about indirect methods?

Arthur B. Weglein*, M-OSRP/Physics Dept./University of Houston*

June 30, 2021

Introduction

Multiple removal has been a long-term objective in seismic exploration. Recent methods that use multiples for different processing goals and objectives can be worthwhile. However, their use can also be a source of confusion as to whether the removal is no longer essential, a priority, or even necessary since some may now view multiples as “rehabilitated” and sit along side primaries as entirely useful events. One purpose of this paper is to disabuse us of that seriously flawed and erroneous thinking and to understand that the use of multiples and the removal of multiples have the same exact goal and objective: the imaging of primaries. We explain exactly why multiples need to be removed in all direct and indirect seismic processing methods — and therefore why multiple removal remains a key and central issue and challenge in seismic exploration.

Multiple Removal and Direct and Indirect Seismic Processing Methods

In what follows, we will explain why all direct and indirect seismic processing methods remove multiples at some step or stage within the method. Among references that define (and distinguish between) direct and indirect seismic processing methods are: Weglein [2013, 2017, 2018]. We can view this paper as the first of a two part set, with the first one here (basically asking “why”) and the second paper asking “how?”

Direct Seismic Methods

For the purposes of this paper, it is useful to separate direct methods that require or do not require a velocity model.

Direct seismic methods with a velocity model — migration, homogeneous, continuous and discontinuous velocity models

Methods that employ the wave equation for migration have two ingredients: (1) a wave propagation concept and (2) an imaging condition. In Claerbout [1971], he described three imaging conditions for seismic migration. He combined these imaging conditions with one-way wave propagation concepts to determine structure at depth. The three imaging conditions are: (1) the exploding reflector model, (2) the space and time coincidence of an upgoing wave from the reflector and a downgoing wave from the source, and (3) the predicted coincident source and receiver experiment at depth, at time equals zero. We will refer to these original imaging conditions as Claerbout I, II and III. Claerbout I (the exploding reflector model) only relates to stacked or zero offset data. Claerbout II and Claerbout III are valid for prestack data. The third imaging condition, CIII, stood alone in terms of clarity and definitiveness and in its potential to be extended for complex structure and associated amplitude analysis. For example, Stolt and Weglein [1985] and Stolt and Weglein [2012] extended the original CIII for more physically complete and accommodating structural models, and in addition provide a detailed angle dependent amplitude analysis at the target, for both specular and non-specular reflection. We label the latter extension Stolt Claerbout III migration (or SCIII). Only CIII or SCIII could be extended to accommodate imaging beneath a discontinuous medium, the latter required to analyze (for the first time) and to unambiguously define the role of primaries and multiples in migration. The predicted coincident source and receiver experiment at depth consists of all the events that experiment would record, if you actually had a source and receiver at that subsurface location.

Weglein et al. [2016] provided that extension of SCIII to allow a discontinuous medium above a target and to image above and below each reflector, without any artifacts or issues such as “rabbit ears”. That new migration

algorithm is represented in equation (3) below.

Stolt Claerbout III migration in homogeneous, smoothly varying or discontinuous media

For one-way wave propagation in a homogeneous or smoothly varying 2D medium the predicted source and receiver experiment at depth, $D(x_g, z_g, x_s, z_s, \omega)$

is

$$\begin{aligned}
& D(x_g, z_g, x_s, z_s, \omega) \text{(at depth)} \\
&= \int_{S_s} \frac{\partial G_0^{-D}(x_s, z_s, x'_s, z'_s, \omega)}{\partial z'_s} \times \int_{S_g} \frac{\partial G_0^{-D}(x_g, z_g, x'_g, z'_g, \omega)}{\partial z'_g} \\
&\quad \times D(x'_g, z'_g, x'_s, z'_s, \omega) dS_g dS_s, \quad (1)
\end{aligned}$$

where (x_g, z_g) and (x_s, z_s) are the coordinates of the predicted receiver and source at depth, and D in the integrand is the data, D (on the measurement surface), G_0^{-D} is the anticausal Green's function with Dirichlet boundary condition

on the measurement surface, s connotes shot, and g , receiver, respectively. For one way upgoing wave propagation, and this choice of Green's function, the lower surface doesn't contribute to the field inside the finite volume. For two-way propagation, in, e.g., a discontinuous medium above the image point (i.e., above the target reflector), we begin with the recorded data $D(x'_g, z'_g, x'_s, z'_s, \omega)$ on horizontal measurement surfaces, with $z'_g = \text{constant}$ and $z'_s = \text{constant}$. The predicted experiment for the receiver at x_g, z_g , at depth, and the source at x'_s, z'_s (on the measurement surface) is

$$\begin{aligned}
& \int \left\{ \frac{\partial G_0^{DN}}{\partial z'_g}(x_g, z_g, x'_g, z'_g, \omega) D(x'_g, z'_g, x'_s, z'_s, \omega) \right. \\
& \quad \left. - G_0^{DN}(x_g, z_g, x'_g, z'_g, \omega) \frac{\partial D}{\partial z'_g}(x'_g, z'_g, x'_s, z'_s, \omega) \underbrace{\{dx'_g\}}_{\{dS_g\}} \right\} \\
&= D(x_g, z_g, x'_s, z'_s, \omega) \quad (2)
\end{aligned}$$

A second application of Green's theorem inputs (2) and then predicts the experiment for both the receiver at x_g, z_g and the source at x_s, z_s , at depth,

using equation (3) below

$$\begin{aligned}
& \int \{ D(x_g, z_g, x'_s, z'_s, \omega) \frac{\partial G_0^{DN}}{\partial z'_s}(x_s, z_s, x'_s, z'_s, \omega) \\
& - G_0^{DN}(x_s, z_s, x'_s, z'_s, \omega) \frac{\partial D}{\partial z'_s}(x_g, z_g, x'_s, z'_s, \omega) \underbrace{\{dx'_s\}}_{\{dS_s\}} \\
& = D(x_g, z_g, x_s, z_s, \omega) \quad (3)
\end{aligned}$$

Equation (3) is the prediction required for Stolt Claerbout III migration for heterogeneous (and discontinuous) media. G_0^{DN} is the Green's function for

wave propagation in the finite volume that vanishes along with its normal derivative on the lower surface of the finite volume. $dS_g = dx'_g$ and $dS_s = dx'_s$ in a 2D prediction. An integral of equation (3) over ω produces the predicted experiment at $t=0$ and SCIII migration.

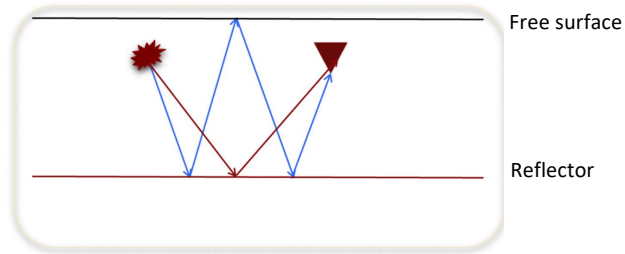
Summary for Stolt CIII migration in a layered medium with data consisting of primaries and multiples

The analytic analysis of equation (3) for a layered medium is found in Weglein [2016], (following Liu and Weglein, 2014) and demonstrates, for the first time, how the actual individual recorded events (within the recorded data on the measurement surface) contribute to the predicted coincident source and receiver experiment at depth, and to each individual event in that predicted experiment. That analysis can output the source and receiver experiments predicted above and below each reflector.

At each depth, z , below the measurement surface, the predicted coincident source and receiver experiment cares about (depends on) all the actual recorded primary and multiple events on the measurement surface. At the predicted source and receiver experiment, any point at depth, that doesn't correspond to a location above or beneath a reflector, will produce a zero result when the $t=0^+$ imaging condition is applied. However, when using an accurate discontinuous velocity model and the imaging condition $t = 0^+$ is applied to the coincident source and receiver experiment at depth, z , above or beneath a reflector only the recorded primaries on the measurement surface contribute to the migration result.

The conclusion: multiples do not contribute to the image at any depth, when using an accurate discontinuous velocity model above the reflector to be imaged. That is, if we migrated data consisting of primaries and multiples with an accurate discontinuous velocity model, and used Stolt CIII migration for heterogeneous media, equation (3) at $t=0$, then multiples

in the recorded data on the measurement surface will not contribute to the image above or below a reflector. For that (correct



Red event: primary
 Blue event: free-surface multiple

Figure 1: a primary and a free surface multiple (recorded data)

discontinuous migration velocity) situation, multiples would not cause false images, and would not be harmful, or helpful. Please see figures 1-3 that illustrate these steps and conclusions for recorded data consisting of primaries and free surface multiples, and figures 4-7 for recorded data consisting of primaries and internal multiples, using equation (3) a Stolt Claerbout III migration for heterogeneous media. [Weglein et al., 2016]

However, if the migration (in a discontinuous medium) uses a smooth velocity for the data consisting of primaries and multiples, the “predicted” source and receiver experiment at depth will not be the actual source and receiver at depth. That difference and error results in every multiple causing a false image. Hence for a smooth velocity model, multiples must be removed. Since the industry leading edge migration velocity methods can at best find an improved smooth velocity model — and there are currently no candidates to produce an accurate discontinuous velocity model, recorded multiples must be removed now and for the foreseeable future. See e.g. the 2021 SEG/DGS Workshop on Velocity Model Building [Saad et al., 2021] and the final/wrap-up presentation by Weglein [Weglein, 2021]

Above the reflector (predicted experiment at depth)

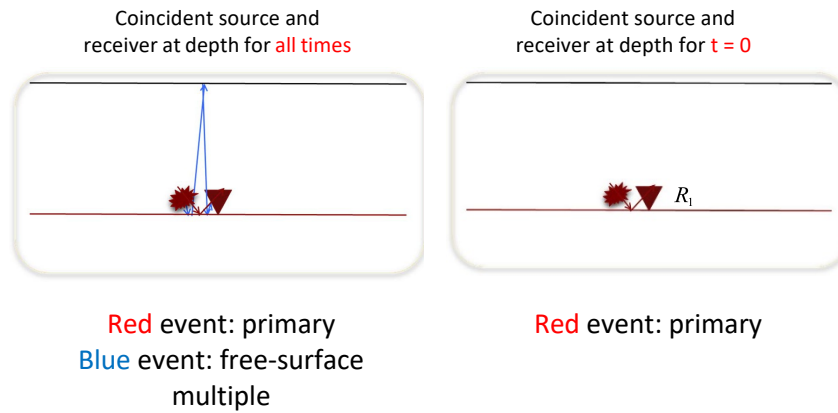


Figure 2: *the predicted experiment (and the $t=0$ image) at depth (above the reflector) from a recorded data consisting of a primary and a free-surface multiple*

Below the reflector (predicted experiment at depth)

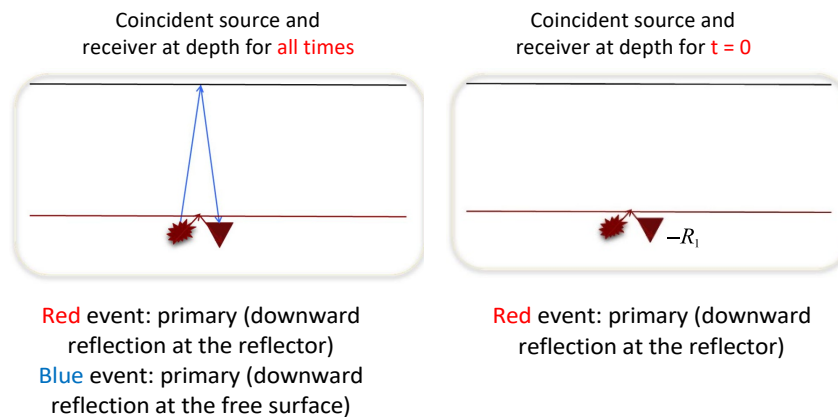
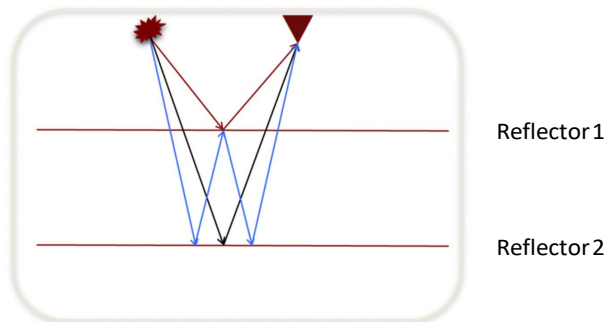
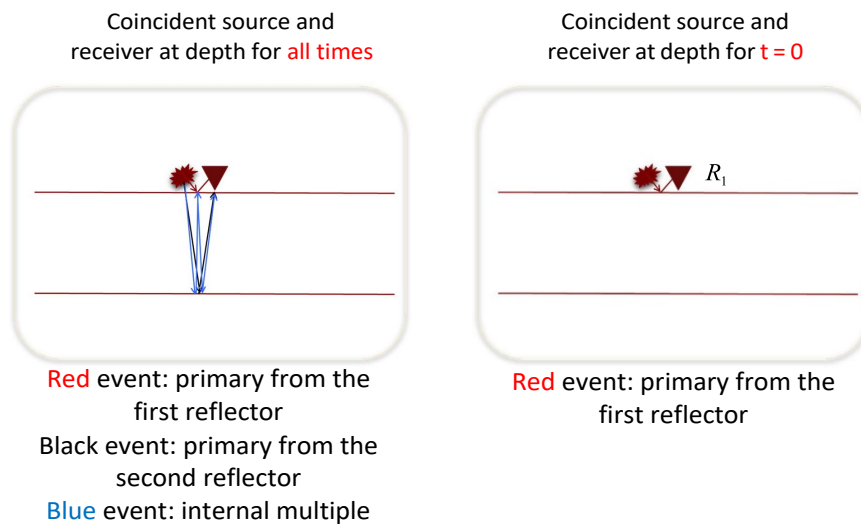


Figure 3: *the predicted experiment (and $t=0$ image) at depth beneath the reflector, from a recorded data consisting of a primary and free surface multiple*



Red event: primary from the first reflector
 Black event: primary from the second reflector
 Blue event: internal multiple

Figure 4: *the recorded data consisting of two primaries and an internal multiple*



Red event: primary from the first reflector
 Black event: primary from the second reflector
 Blue event: internal multiple

Red event: primary from the first reflector

Figure 5: *the predicted experiment (and image) above the first reflector, for a recorded data consisting of two primaries and an internal multiple*

Above the second reflector (predicted experiment at depth)

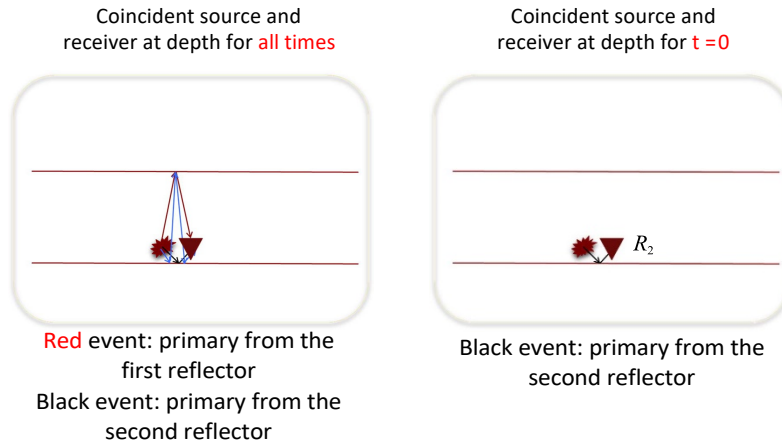


Figure 6: *The predicted experiment (and image at $t=0$) above the second reflector for a recorded data consisting of two primaries and an internal multiple*

Below the second reflector (predicted experiment at depth)

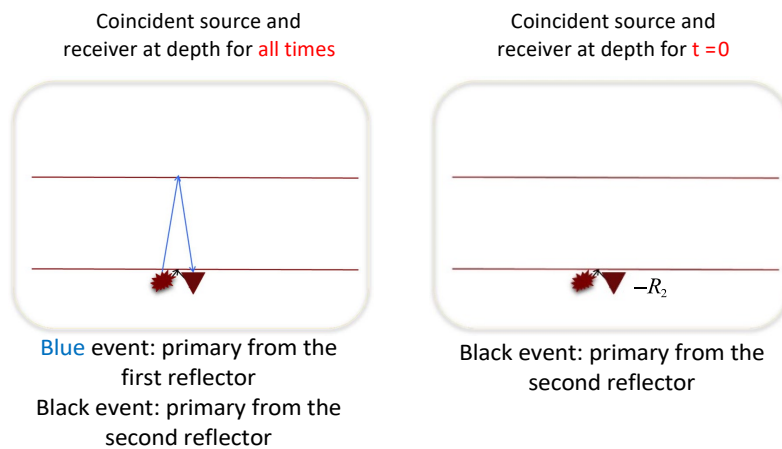


Figure 7: *the predicted experiment at depth (and image at $t=0$) beneath the second reflector for a recorded data consisting of two primaries and an internal multiple*

Direct methods with a velocity model: removing and using multiples

In the previous section we reviewed a new (and first) migration method (Weglein et al., 2016, Zou et al., 2017, Weglein, 2016) that can image above and below reflectors in a discontinuous medium, (without artifacts) and can accommodate primaries and multiples. The conclusion of that analysis is when using that new migration (SCIII that we label migration for heterogeneous media) with an accurate discontinuous media, multiples provide no harm or benefit, and there is no reason to remove them. However, when using a smooth velocity model, multiples will cause false images that can interfere with or masquerade as reflectors. The latter analysis is not possible with all current methods of migration, e.g., RTM, since RTM cannot image in a discontinuous medium (without artifacts) even with an accurate discontinuous velocity model. The methods that seek to remove these intrusive RTM artifacts (see e.g. Liu et al., 2011) have their own serious artifacts that damage the structural and amplitude fidelity of images. SCIII for heterogeneous media images in a discontinuous medium without artifacts.

Multiples can at times be useful, see e.g., Lu et al. [2011], Whitmore et al. [2011a,b], Ma and Zou [2015] but the migration of a multiple has no meaning [Weglein, 2019b]. Within the sphere of direct seismic methods with a velocity model, certain multiples can be useful to seek an approximate image of an unrecorded primary. Constrained by our ability to find (at most) a smooth velocity model for migration, the removal of recorded multiples is necessary to image recorded primaries, and the removal of unrecorded multiples is required to find an approximate image of an unrecorded primary. All multiples must be removed to image primaries, recorded and unrecorded primaries. Weglein [2018, 2017, 2019a]

All of the migration methods we have been discussing assume that the recorded data coverage is adequate to carry out their function. What about when the set of recorded primaries is inadequate?

The above methodology (of using multiples) assumes, e.g., that a recorded free surface multiple consists of two subevents, one that is recorded, and that the second subevent is a primary that is unrecorded. The idea is to extract and predict, from the recorded multiple and its recorded subevent, the approximate image of the unrecorded primary. If all the subevents of the multiple are recorded, the multiple has no use. This use of multiples is itself a testament to the fact that a complete set of recorded primaries is sufficient for imaging the subsurface.

We often hear that multiples can be useful to enhance illumination. To paraphrase Jon Claerbout “Waves, and the reflected seismic wavefield, are ubiquitous, and have no illumination issues. However, seismic processing

methods that are asymptotic high frequency approximations, ray-like in nature, (e.g., Kirchhoff and RTM migration) (Weglein et al., 2016) can “squeeze” the wave into ray paths, that leave gaps and produce illumination issues and challenges.” In contrast, Stolt CIII migration [Weglein et al., 2016], equation (1) and equation (3), are the only migration methods that make no high frequency approximation in either the imaging condition or the propagation model.

The fact that our most capable migration velocity models (today and for the foreseeable future) are smooth and continuous, remains the key and central reason that all multiples must be removed for imaging and inversion when using any method that requires a velocity model.

Direct methods without a velocity model

The only direct method that can input primaries and multiples, and output all processing objectives without knowing, estimating or determining subsurface information (including velocity) is the isolated task subseries of the inverse scattering series. There are distinct subseries that directly remove free surface and internal multiples (e.g. Weglein et al., 2003, Zou et al., 2019). If multiples were needed to perform tasks such as depth imaging, Q compensation and parameter estimation the ISS would not have subseries whose entire purpose is to remove them. For direct seismic methods that do not require a velocity model multiples must be removed, with primaries (only) as input to the imaging and inversion subseries. See, e.g., Weglein et al. [2012], Zhang and Weglein [2009a,b], Liang et al. [2013], Zou and Weglein [2018].

Indirect seismic methods, e.g., CIG flatness and FWI

There are different types of indirect inverse methods. Among them are:

- (1) seeking to satisfy a property that an inverse solution would possess;
- (2) solving a forward problem in an inverse sense, and
- (3) model matching.

The CIG flatness criteria is in the first category, while solving an elastic inverse in terms of PP data and FWI are in the second and third category, respectively. Why each of these is “indirect” is fully detailed in Weglein [2013, 2018, 2017, 2020].

Indirect methods like CIG flatness represent a necessary but not sufficient imaging condition that a correct migration velocity model has been found. The CIG flatness criteria assumes that the data consists of primaries and that multiples have been removed.

References for CIG are Anderson et al. [2012], Baumstein et al. [2009], Ben-Hadj-ali et al. [2008, 2009], Biondi and Sava [1999], Biondi and Symes [2004], Brandsberg-Dahl et al. [1999], Chavent and Jacewitz [1995], Fitchner [2011], Guasch et al. [2012], Kapoor et al. [2012], Rickett and Sava [2002], Sava et al. [2005], Sava and Fomel [2003], Sirgue et al. [2009, 2010, 2012], Symes and Carazzone [1991], Tarantola [1987], Zhang and Biondi [2013]. Many wrong velocity models can and will also satisfy a flat common-image-gather criterion, especially under complex imaging circumstances.

Another type of indirect method, FWI, is a model matching methodology that can input any data set, consisting of primaries, free surface multiples and internal multiples. Among FWI references are Brossier et al. [2009], Crase et al. [1990], Gauthier et al. [1986], Nolan and Symes [1997], Pratt [1999], Pratt and Shipp [1999], Sirgue et al. [2010], Symes [2008], Tarantola [1984, 1986], Valenciano et al. [2006], Vigh and Starr [2008], Zhou et al. [2012]. In practice, primaries are considered not enough, and primaries and all multiples too much to match. Internal multiples are first removed and then primaries and free surface multiples are matched. As was documented in a recent SEG/DGS Workshop on Velocity Model Building Saad et al. [2021] and the final/wrap-up presentation by Weglein [2021], FWI has been useful in providing an improved smooth velocity for migration. As we pointed out earlier in this paper, with a smooth migration velocity model, all multiples must be removed.

Therefore either initially or ultimately all multiples must be removed in all indirect seismic methods.

Conclusions

All current migration velocity analysis methods can (at best) produce a smooth continuous migration velocity model. For direct seismic methods, for example, migration with a smooth velocity model, all multiples will cause false images and artifacts — and need to be removed. To clearly analyze the role of primaries and multiples in imaging requires a new form of migration (that we label Stolt Claerbout III for heterogeneous media) that can image in a discontinuous medium without artifacts.

To use a recorded multiple, we assume it contains two subevents, one recorded and the other not recorded. Let's further assume that the unrecorded subevent is an unrecorded primary. When using a recorded multiple, and the recorded subevent of the multiple, to seek an estimate of the image of an unrecorded primary subevent of the multiple — to satisfy the latter assumption, unrecorded subevents of the recorded multiple, that are (not unrecorded primaries but rather) unrecorded multiples, must be removed. Furthermore the original recorded multiple must be removed to image recorded primaries. Hence, recorded and unrecorded multiples must be removed to image recorded and unrecorded primaries.

The inverse scattering series, is the only direct inversion method for a multi-dimensional earth that doesn't require any subsurface information (including velocity) to be known, estimated or determined. It contains distinct isolated task subseries that remove free surface and internal multiples. Only

primaries are called for in task specific subseries for structure determination, parameter estimation and Q compensation without knowing, estimating or determining Q.

For indirect methods, based on a criteria that only relate to primaries, e.g., CIG flatness, multiples must first be removed. FWI is model matching of primaries and multiples and currently is able to output a smooth velocity for migration. Multiples must be removed when using a smooth velocity for migration. For the smooth migration velocity output of FWI to be useful, for imaging and inversion, multiples must first be removed.

Hence, all direct and indirect seismic processing methods require all multiples to be removed, either initially or eventually.

Acknowledgements

We appreciate the encouragement and support of M-OSRP sponsors. J. D. Mayhan is thanked for his assist in preparing this paper.

References

- John E. Anderson, Lijian Tan, and Don Wang. Time-reversal checkpointing methods for RTM and FWI. *Geophysics*, 77(4):S93–S103, July 2012.
- A. Baumstein, J. E. Anderson, D. L. Hinkley, and J. R. Krebs. Scaling of the objective function gradient for full-wavefield inversion. In *79th Annual International Meeting, SEG, Expanded Abstracts*, pages 2243–2247, 2009.
- H. Ben-Hadj-ali, S. Operto, and J. Virieux. Velocity model building by 3D frequency-domain, full-waveform inversion of wide-aperture seismic data. *Geophysics*, 73(5):VE101–VE117, 2008.
- H. Ben-Hadj-ali, S. Operto, and J. Vireux. Efficient 3D frequency-domain full-waveform inversion (FWI) with phase encoding. In *71st Annual International Conference and Exhibition, EAGE, Extended Abstracts*, page P004, 2009.
- B. Biondi and P. Sava. Wave-equation migration velocity analysis. In *69th Annual International Meeting, SEG, Expanded Abstracts*, pages 1723– 1726, 1999.

- B. Biondi and W. Symes. Angle-domain common-image gathers for migration velocity analysis by wavefield-continuation imaging. *Geophysics*, 69(5): 1283–1298, 2004.
- S. Brandsberg-Dahl, M. de Hoop, and B. Ursin. Velocity analysis in the common scattering-angle/azimuth domain. In *69th Annual International Meeting, SEG, Expanded Abstracts*, pages 1715–1718, 1999.
- R. Brossier, S. Operto, and J. Virieux. Robust elastic frequency-domain full-waveform inversion using the L_1 norm. *Geophysical Research Letters*, 36(20):L20310, October 2009.
- G. Chavent and C. Jacewitz. Determination of background velocities by multiple migration fitting. *Geophysics*, 60(2):476–490, 1995.
- Jon F. Claerbout. Toward a unified theory of reflector mapping. *Geophysics*, 36(3):467–481, June 1971.
- E. Crase, A. Pica, M. Noble, J. McDonald, and A. Tarantola. Robust elastic nonlinear waveform inversion: Application to real data. *Geophysics*, 55(5): 527–538, 1990.
- A. Fitchner. *Full seismic waveform modeling and inversion*. Springer-Verlag, 2011.
- O. Gauthier, J. Virieux, and A. Tarantola. Two dimensional nonlinear inversion of seismic waveforms. *Geophysics*, 51(7):1387–1403, 1986.
- L. Guasch, M. Warner, T. Nangoo, J. Morgan, A. Umpleby, I. Stekl, and N. Shah. Elastic 3D full-waveform inversion. In *82nd Annual International Meeting, SEG, Expanded Abstracts*, pages 1–5, 2012.
- S. Kapoor, D. Vigh, H. Li, and D. Derharoutian. Full-waveform inversion for detailed velocity model building. In *74th Annual Conference and Exhibition, EAGE, Extended Abstracts*, page W011, 2012.
- Hong Liang, Chao Ma, and Arthur B. Weglein. General theory for accommodating primaries and multiples in internal multiple algorithm: Analysis and numerical tests. In *83rd Annual International Meeting, SEG, Expanded Abstracts*, pages 4178–4183, 2013.

- Fang Liu and Arthur B. Weglein. The first wave equation migration RTM with data consisting of primaries and internal multiples: theory and 1D examples. *Journal of Seismic Exploration*, 23(4):357–366, September 2014.
- Faqi Liu, Guanquan Zhang, Scott A. Morton, and Jacques P. Leveille. An effective imaging condition for reverse-time migration using wavefield decomposition. *Geophysics*, 76(1):S29–S39, January 2011.
- Shaoping Lu, N. D. Whitmore, A. A. Valenciano, and Nizar Chemingui. Imaging of primaries and multiples with 3D SEAM synthetic. In *81st Annual International Meeting, SEG, Expanded Abstracts*, pages 3217–3221, 2011.
- Chao Ma and Yanglei Zou. A clear example using multiples to enhance and improve imaging: Comparison of two imaging conditions relevant to this analysis. *The Leading Edge*, 34(7):814–816, July 2015.
- C. Nolan and W. Symes. Global solution of a linearized inverse problem for the wave equation. *Communications on Partial Differential Equations*, 22(5-6):127–149, 1997.
- R. Gerhard Pratt. Seismic waveform inversion in the frequency domain, Part 1: Theory and verification in a physical scale model. *Geophysics*, 64(3):888–901, May 1999.
- R. Gerhard Pratt and Richard M. Shipp. Seismic waveform inversion in the frequency domain, Part 2: Fault delineation in sediments using crosshole data. *Geophysics*, 64(3):902–914, May 1999.
- J. Rickett and P. Sava. Offset and angle-domain common image-point gathers for shot-profile migration. *Geophysics*, 67(3):883–889, 2002.
- Abdulaziz Saad, Fons ten Kroode, Moosa Jahdhami, Abdulatif Al Shuhail, Abdulaziz Mansour, Denes Vigh, Eric Verschuur, Gerard Schuster, John Etgen, Jose Edgardo Vargas, Kamel Belaid, Khaled Delaijan, Patrice Guillaume, Raya Al Kalbani, and Tristram Burley. SEG|DGS workshop: Challenges & new advances in velocity model building. In *Virtual Workshop*. Society of Exploration Geophysicists, March 2021. Conference web page at <https://seg.org/Events/Velocity-Model-Building>.
- P. Sava and S. Fomel. Angle-domain common-image gathers by wavefield continuation methods. *Geophysics*, 68(3):1065–1074, 2003.
- P. Sava, B. Biondi, and J. Etgen. Wave-equation migration velocity analysis by focusing diffractions and reflections. *Geophysics*, 70(3):U19–U27, 2005.

- L. Sirgue, O. I. Barkved, J. P. Van Gestel, O. J. Askim, and J. H. Kommedal. 3D waveform inversion on Valhall wide-azimuth OBC. In *71st Annual International Conference and Exhibition, EAGE, Extended Abstracts*, page U038, 2009.
- L. Sirgue, O. I. Barkved, J. Dellinger, J. Etgen, U. Albertin, and J. H. Kommedal. Full-waveform inversion: The next leap forward in imaging at Valhall. *First Break*, 28:65–70, 2010.
- Laurent Sirgue, Bertrand Denel, and Fuchun Gao. Challenges and value of applying FWI to depth imaging projects. <http://earthdoc.eage.org/>, July 2012. Event name: 74th EAGE Conference and Exhibition - Workshops, Session: From Kinematic to Waveform Inversion - Where Are we and where Do we Want to Go? A Tribute to Patrick Lailly.
- R. H. Stolt and A. B. Weglein. Migration and inversion of seismic data. *Geophysics*, 50(12):2458–2472, December 1985.
- Robert H. Stolt and Arthur B. Weglein. *Seismic Imaging and Inversion: Application of Linear Inverse Theory*. Cambridge University Press, 2012.
- W. W. Symes. Migration velocity analysis and waveform inversion. *Geophysical Prospecting*, 56(6):765–790, 2008.
- W. W. Symes and J. J. Carazzone. Velocity inversion by differential semblance optimization. *Geophysics*, 56(5):654–663, 1991.
- A. Tarantola. *Inverse problem theory: Method for data fitting and model parameter estimation*. Elsevier, 1987.
- Albert Tarantola. Inversion of seismic reflection data in the acoustic approximation. *Geophysics*, 49(8):1259–1266, August 1984.
- Albert Tarantola. A strategy for nonlinear elastic inversion of seismic reflection data. *Geophysics*, 51(10):1893–1903, 1986.
- A. Valenciano, B. Biondi, and A. Guitton. Target-oriented wave-equation inversion. *Geophysics*, 71(4):A35–A38, 2006.
- D. Vigh and E. W. Starr. 3D prestack plane-wave, full-waveform inversion. *Geophysics*, 73(5):VE135–VE144, 2008.

Arthur Weglein. Wrap-up. Presentation given at the SEG DGS|Workshop: Challenges & New Advances in Velocity Model Building, Virtual Workshop, available at https://drive.google.com/drive/folders/1mwcO9feU41Bk_mPVkk7DHWA9ufqgveGj?usp=sharing, March 2021.

Arthur Weglein, James Mayhan, Yanglei Zou, Qiang Fu, Fang Liu, Jing Wu, Chao Ma, Xinglu Lin, and Robert Stolt. The first migration method that is equally effective for all acquired frequencies for imaging and inverting at the target and reservoir. In *86th Annual International Meeting, SEG, Expanded Abstracts*, pages 4266–4272, 2016.

Arthur B. Weglein. A timely and necessary antidote to indirect methods and so-called P-wave FWI. *The Leading Edge*, 32(10):1192–1204, October 2013.

Arthur B. Weglein. Multiples: Signal or noise? *Geophysics*, 81(4):V283–V302, July-August 2016.

Arthur B. Weglein. A direct inverse method for subsurface properties: The conceptual and practical benefit and added value in comparison with all current indirect methods, for example, amplitude-variation-with-offset and full-waveform inversion. *Interpretation*, 5(3):SL89–SL107, August 2017.

Arthur B. Weglein. Direct and indirect inversion and a new and comprehensive perspective on the role of primaries and multiples in seismic data processing for structure determination and amplitude analysis. *CT&F—Ciencia, Tecnologia y Futuro*, 8(2):5–21, December 2018.

Arthur B. Weglein. A new perspective on removing and using multiples — they have the same exact goal — imaging primaries — recent advances in multiple removal. Presentation given at the SEG|KOC Workshop: Seismic Multiples - The Challenges and the Way Forward, Kuwait City, Kuwait, available at <http://mosrp.uh.edu/news/extended-version-weglein-keynote-2019-seg-koc-workshop>, December 2019a.

Arthur B. Weglein. A new perspective on removing and using multiples| they have the same exact goal |imaging primaries, recorded and unrecorded primaries| recent advances in multiple removal. Invited key-note address for the SEG/KOC Workshop: Seismic Multiples, the Challenges and the

Way Forward in Kuwait December 3-5, available at https://youtu.be/sD89_418h1A, December 2019b.

Arthur B. Weglein. YouTube video with interview of Arthur B. Weglein for the Bahia, Brazil student chapter of the EAGE. Available at <https://www.youtube.com/watch?v=iir4cuk50Cw&feature=youtu.be>, November 2020.

Arthur B. Weglein, Fernanda V. Araújo, Paulo M. Carvalho, Robert H. Stolt, Kenneth H. Matson, Richard T. Coates, Dennis Corrigan, Douglas J. Foster, Simon A. Shaw, and Haiyan Zhang. Inverse scattering series and seismic exploration. *Inverse Problems*, 19(6):R27–R83, October 2003.

Arthur B. Weglein, Fang Liu, Xu Li, Paolo Terenghi, Ed Kragh, James D. Mayhan, Zhiqiang Wang, Joachim Mispel, Lasse Amundsen, Hong Liang, Lin Tang, and Shih-Ying Hsu. Inverse scattering series direct depth imaging without the velocity model: First field data examples. *Journal of Seismic Exploration*, 21:1–28, 2012.

N. D. Whitmore, A. Valenciano, S. Lu, and N. Chemingui. Imaging of Primaries and Multiples with Image Space Surface Related Multiple Elimination. In *73rd EAGE Conference & Exhibition, Extended Abstracts*, 2011a.

N. D. Whitmore, A. A. Valenciano, Shaoping Lu, and N. Chemingui. Deep water prestack imaging with primaries and multiples. In *Twelfth International Congress of the Brazilian Geophysical Society*. Sociedade Brasileira de Geofísica, 2011b.

Haiyan Zhang and Arthur B. Weglein. Direct nonlinear inversion of 1D acoustic media using inverse scattering subseries. *Geophysics*, 74(6):WCD29–WCD39, November 2009a.

Haiyan Zhang and Arthur B. Weglein. Direct nonlinear inversion of multiparameter 1D elastic media using the inverse scattering series. *Geophysics*, 74(6):WCD15–WCD27, November 2009b.

Y. Zhang and B. Biondi. Moveout-based wave-equation migration velocity analysis. *Geophysics*, 78(2):U31–U39, 2013.

- H. Zhou, L. Amundsen, and G. Zhang. Fundamental issues in full-waveform inversion. In *82nd Annual International Meeting, SEG, Expanded Abstracts*, 2012.
- Yanglei Zou and Arthur Weglein. ISS Q compensation without knowing, estimating or determining Q and without using or needing low and zero frequency data. *Journal of Seismic Exploration*, 27:593–608, December 2018.
- Yanglei Zou, Qiang Fu, and Arthur B. Weglein. A wedge resolution comparison between RTM and the first migration method that is equally effective at all frequencies at the target: tests and analysis with both conventional and broadband data. In *87th Annual International Meeting, SEG, Expanded Abstracts*, pages 4468-4472, 2017.
- Yanglei Zou, Chao Ma, and Arthur B. Weglein. A new multidimensional method that eliminates internal multiples that interfere with primaries, without damaging the primary, without knowledge of subsurface properties, for offshore and on-shore conventional and unconventional plays. In *89th Annual International Meeting, SEG, Expanded Abstracts*, pages 4525–4529, 2019.